



**What**

Delivery driver



**Where**

Leeds



**Find Jobs**

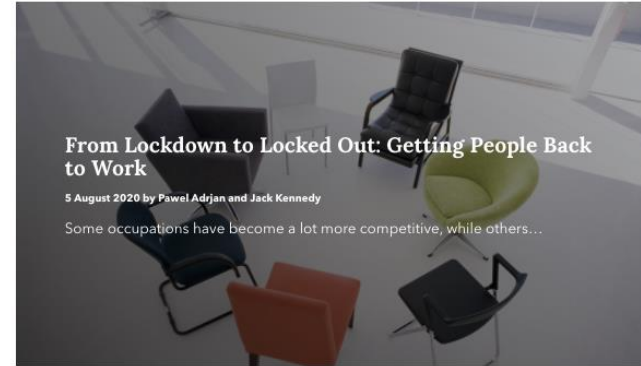


**Here to help**

[Indeed resources for COVID-19](#)

# What do we see in Indeed data?

Data and research available at:  
[www.hiringlab.org/uk](http://www.hiringlab.org/uk)



Coronavirus

## Coronavirus and Irish Job Postings Through 18th September: Data from Indeed.ie

23 September 2020 by Jack Kennedy

Recovery in job postings continues.



Coronavirus

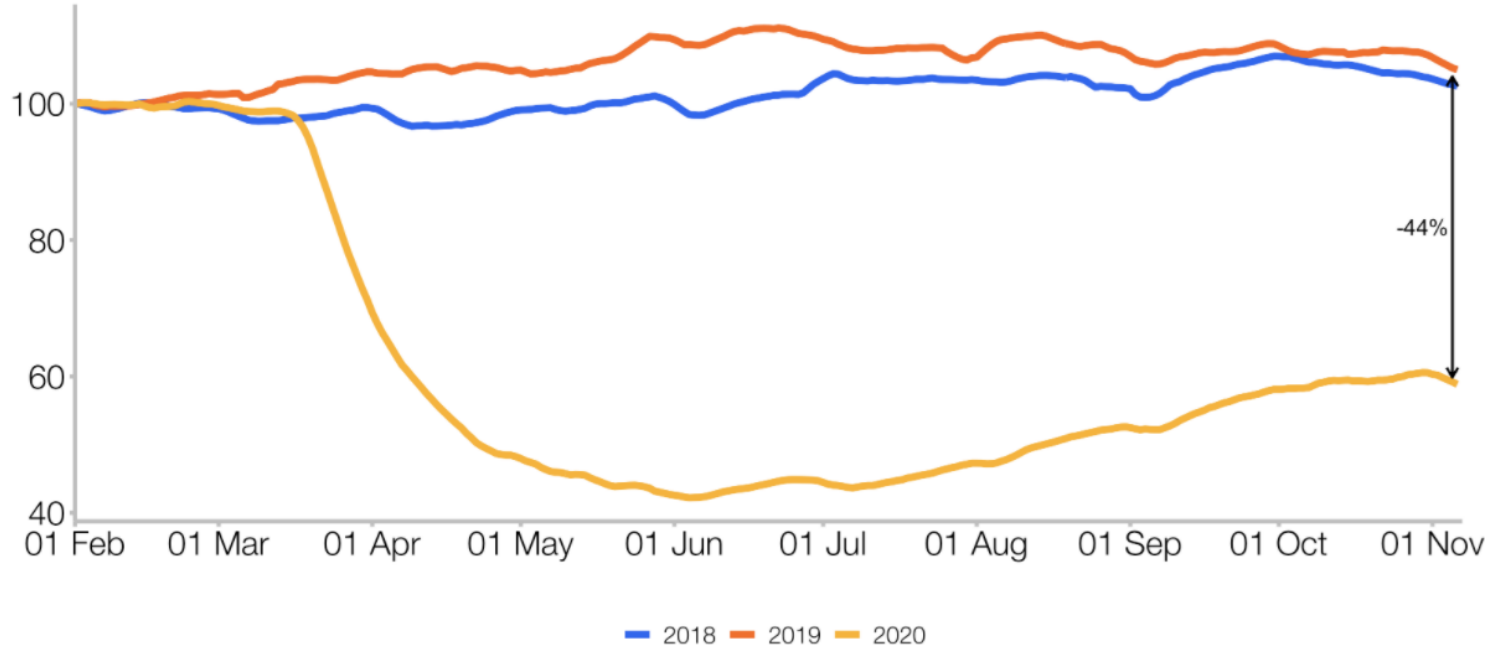
## Coronavirus and UK Job Postings Through 18th September: Data from Indeed

22 September 2020 by Jack Kennedy

Gradual recovery in job postings continues.

## Job Postings Recovery Stalling as Lockdown 2 Began

7 day moving avg through 06 Nov, indexed to 01 Feb



Source: Indeed.



## Healthcare resilient but face-to-face services hit hard

Job postings trend on Indeed UK as of 6 November 2020 (vs. same day in 2019)

### Select occupations

% change vs 2019

#### *Smaller than average declines*

Medical Technician	22%
Chemical Engineering	-10%
Loading & Stocking	-11%
Nursing	-13%

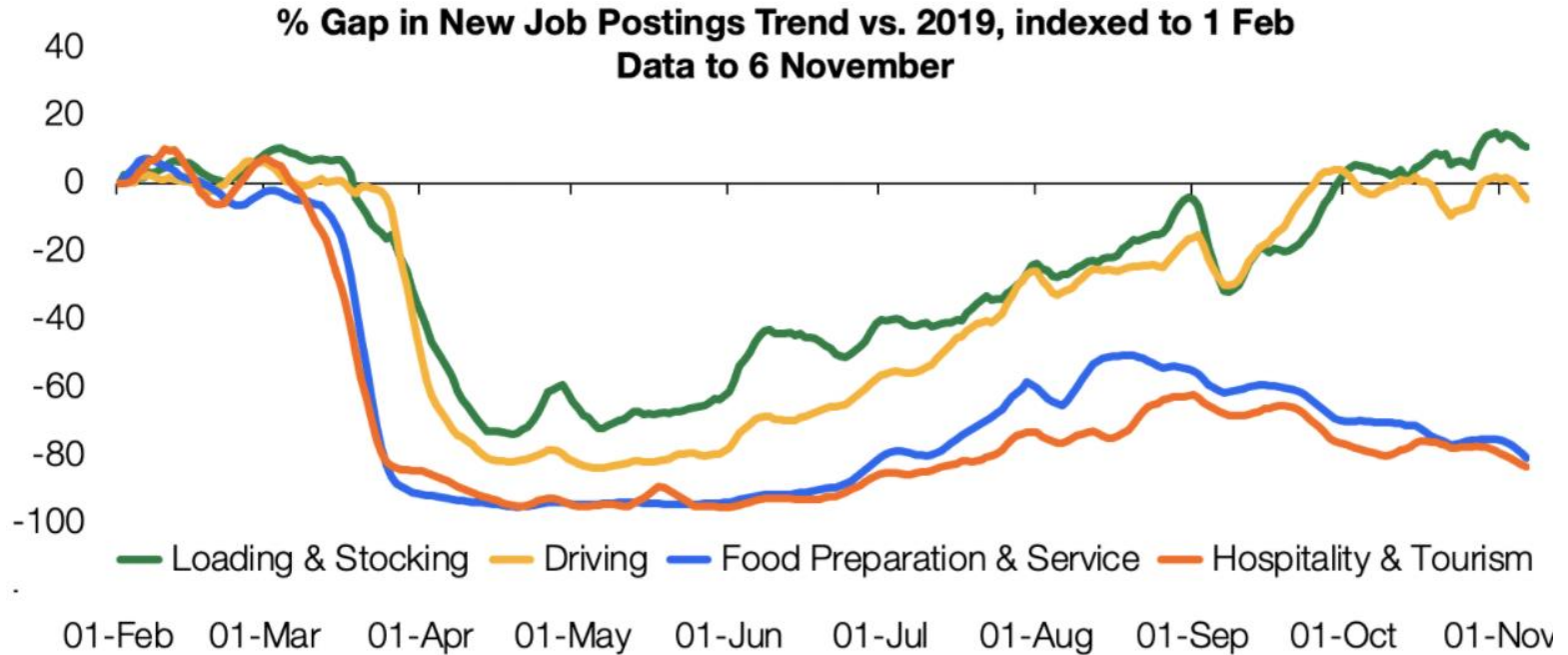
#### *Declines similar to economy average*

Banking & Finance	-36%
Software Development	-37%
Management	-45%
Retail	-47%

#### *Larger than average declines*

Human Resources	-61%
Beauty & Wellness	-72%
Food Preparation & Service	-77%
Hospitality & Tourism	-80%

## Hiring trends reflect shift to stay at home economy



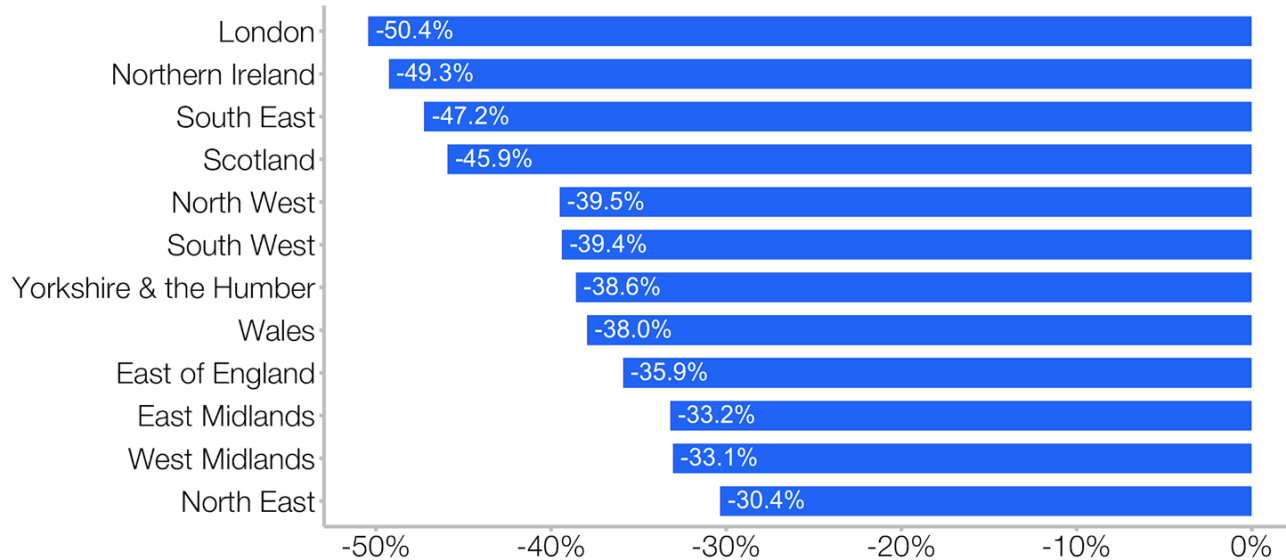
Source: Indeed. New Job Postings are those on Indeed UK for 7 days or less. Comparing against 2019 aims to account for seasonality



## London furthest below last year's trend

### Job Postings on Indeed UK

Change from 1 Feb to 06 Nov relative to last year's trend (%)

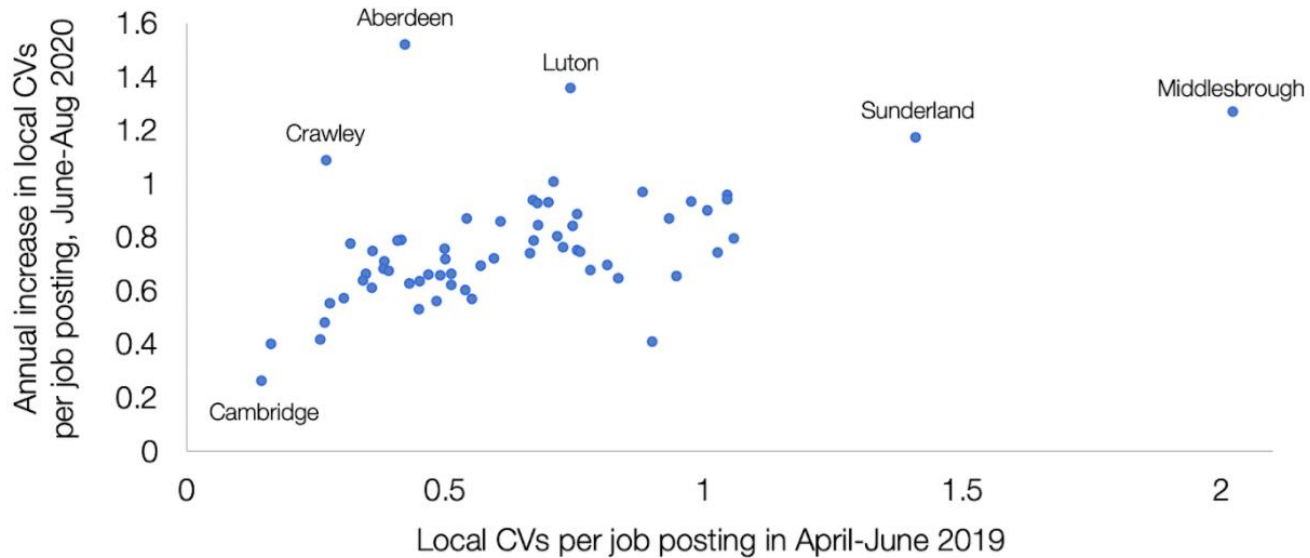


Source : Indeed



## Competition for jobs has risen more in the most competitive places

### CVs per job posting by Primary Urban Area, annual growth vs. last year's level



Source: Indeed. Data through 31 August 2020 for 63 of the UK's largest cities and towns.

## **Summary**

**Vacancies remain well down on pre-crisis levels**

**Consumer facing service sectors hit hardest**

**Uneven regional impact**